

# Club Notes: Count

May 2010



Your quilting customers must be quilting for their outdoor people this month. We received many pattern requests for “things found outdoors”. I’m particularly fond of the morel mushroom pano pattern, even though I wasn’t the one who requested this pattern. My 19-year old daughter, a girly-girl type, actually went morel mushroom hunting with

her boyfriend this past week. She was so excited about the event (it rained, it poured, she found mushrooms). You’d have thought her boyfriend invented the concept!

I did ask Kim to design some patterns for a poorly pieced double wedding ring quilt. My customer really wanted custom quilting, but she had never made a double wedding ring quilt before, and was making this one on a very short time table. I needed a pattern for the melons which would NOT go all the way into the points (because her points were pretty wonky). Also, I needed something simple to stitch in the ring connecting pieces. These wedding ring 003 and wedding ring melon 001 patterns go along nicely with some wedding ring patterns designed many years ago. So, if you’ve got some custom quilting to do, but need an existing pattern modified to “enhance” your customer’s quilt....just ask!

Happy Quilting!


Kim & Janet

The Ruby Count  
contains 84  
patterns,  
including 28 panos, a  
retail value of  
\$980.00!!!



**Here Lucee models the absolute latest fashion rave in the baby bikini category! Lucee was a delightful traveling companion on her 1st international trip... .to Jamaica!**

# Panos




**Pattern: all sports pano 002**

Archive: Ruby Count




**Pattern: all sports pano dense**

Archive: Ruby Count




**Pattern: baseball fun 006**

Archive: Ruby Count




**Pattern: cub scout pano**

Archive: Ruby Count




**Pattern: eucalyptus pano**

Archive: Ruby Count



**Pattern: eucalyptus pano 001**

Archive: Ruby Count




**Pattern: gear pano 001**

Archive: Ruby Count



**Pattern: grandma pano**

Archive: Ruby Count



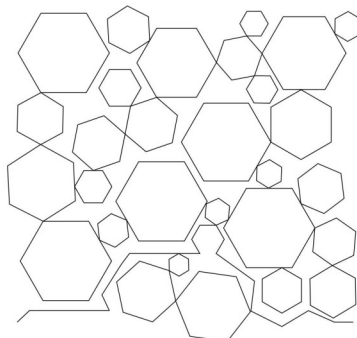
**Pattern: gymnastics pano**

Archive: Ruby Count




**Pattern: hawaiian pano 001**

Archive: Ruby Count



**Pattern: hexagons all around**


Archive: Ruby Count



**Pattern: hibiscus pano 001**

Archive: Ruby Count

# Panos Con't.



**Pattern: japanese lantern pano 002**

Archive: Ruby Count



**Pattern: loves me daddy**

Archive: Ruby Count




**Pattern: loves me grandma**

Archive: Ruby Count




**Pattern: loves me grandpa**

Archive: Ruby Count



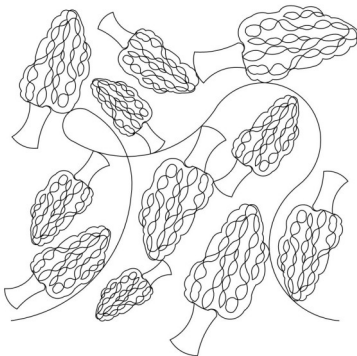
**Pattern: loves me mommy**

Archive: Ruby Count




**Pattern: loves me somebody**

Archive: Ruby Count




**Pattern: morel mushroom pano**

Archive: Ruby Count




**Pattern: navejo pano 003**

Archive: Ruby Count



**Pattern: needle me pano 001**

Archive: Ruby Count




**Pattern: oriental swirl pano 001**

Archive: Ruby Count



**Pattern: pine cone swirl pano**

Archive: Ruby Count



**Pattern: question mark pano**

Archive: Ruby Count



Pattern: ribbon religious 1

Archive: Ruby Count




Pattern: ribbon religious 2

Archive: Ruby Count



Pattern: ribbon religious 3

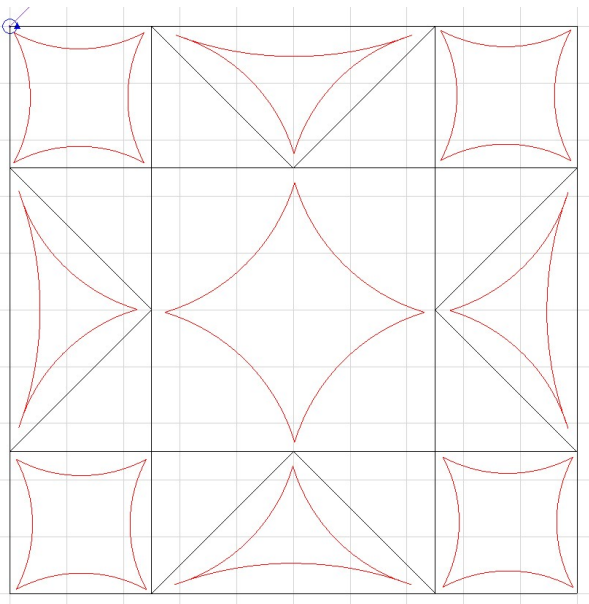
Archive: Ruby Count



Pattern: skateboard pano

Archive: Ruby Count



# Panos Con't.



Curved diamond,  
curved triangle,  
and curved square  
are simple pattern  
solutions to jazz  
up basic shapes  
easily.


# More For All Those Scout Quilts

*“A Boy Scout Is.....”*




The Ribbon Religious 1, 2, & 3 patterns are concatenating patterns, so they can be used individually or combined. They also concatenate with all the other ribbon series patterns.

# Curly Iron Work




# Oriental Swirl Pano 001



Ever since the oriental swirl border pattern was released, Kim has been swamped with requests for a pano version!

# The “Loves Me” Set



The “Loves Me” patterns are also concatenating, and can be used individually or all together.

**—Don't have this month's patterns yet? Think maybe cyberspace ate your email notice that your Crown Jewels Club patterns are ready for download?**

Log in to the Sweet Dreams Quilt Studio web site. At the center top of the home page, it says, "Crown Jewels Members Click Here". Click there! Currently you'll see the Topaz Archives, the Amethyst Archives, and the Ruby Archives. Click on the Ruby Archives. This month, for example, is the Ruby Count. Click on the Ruby Count Archive link, scroll all the way down to the bottom of the screen, and click the Download Now button (only for Statler users). The Download Now button will expire at the end of the month, and will be applied to the next month's batch of patterns. So, please make every attempt to download your patterns as soon as you can.

We normally have the patterns available by the 3rd business day of each month. If you receive your patterns by email, please let us know if you don't have them by the 5th of the month. (Except in August, as I'll be on vacation and won't be near a computer from July 23 through August 2nd). It might be the 7th of August before you get that batch.



The Crown Jewels Club Began February 2009:

Feb/09	Topaz Count
Mar/09	Topaz Baron
Apr/09	Topaz Baroness
May/09	Topaz Viscount
Jun/09	Amethyst King
Jul/09	Amethyst Princess
Aug/09	Amethyst Marquess
Sep/09	Amethyst Lord
Oct/09	Amethyst Earl
Nov/09	Amethyst Duke
Dec/09	Amethyst Baron
Jan/10	Amethyst Empress
Feb/10	Amethyst Countess
Mar/10	Amethyst Queen
Apr/10	Ruby Lady
May/10	Ruby Count